



DNH

HEAD OFFICE, NORWAY
DNH AS

Phone..... + 47 35 98 56 00
Fax..... + 47 35 98 56 10
E-mail..... dnh@dnh.no
Web-Site..... www.dnh.no

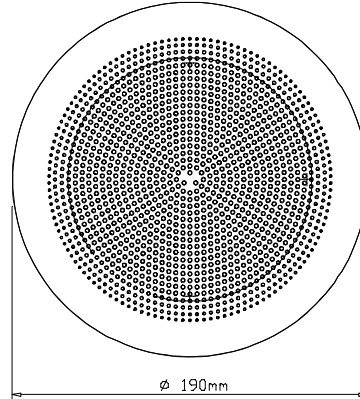
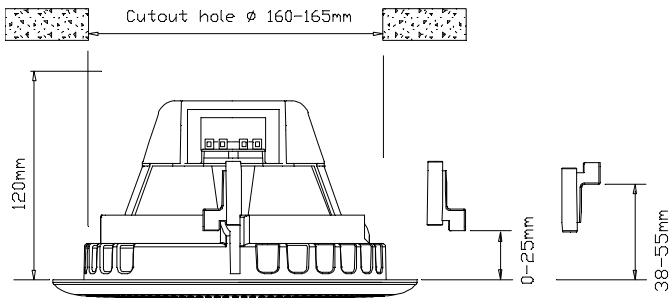
ENGLAND
DNH WW Ltd
Phone..... + 44 1908 275 000
Fax..... + 44 1908 275 100
E-mail..... dnh@dnh.co.uk

GERMANY
DNH GmbH
Phone... + 49 040 6569 30-0
Fax..... + 49 040 6569 30-30
E-mail..... dnh@dnh.de

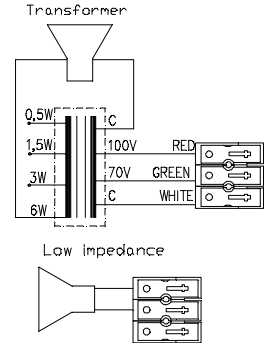
USA
DNH Speakers Inc
Phone..... + 1 484 494 5790
Fax..... + 1 484 494 5793
E-mail.dnh@dnhspeakers.com

BP-560(T)

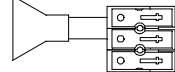
ISO 9001 CERTIFIED



CIRCUIT DIAGRAM



Low impedance



70/100 Volt combined transformer	
Primary connections	
White : Green	70 V
White : Red	100 V
Secondary nominal tapings	
C : 6W	6,0 W
C : 3W	3,0 W
C : 1,5W	1,5 W
C : 0,5W	0,5 W

Sound pressure levels at 1W/1m w/P-5/15 T
SPL vs Freq



Specifications

Material / Color	PA / ABS / RAL9010
Mounting	Hooks
Termination	Spring clamps
Weight w/transformer	0,73 kg
IP-rating	
Max. / min. amb. temp	90°C / -20°C
Rated / max. power	6 W / 10 W
SPL 1W/1m	90 dB
SPL rated power	97 dB
Effective freq. range	120 – 20000 Hz
Dispersion (-6dB) 1kHz / 4kHz	
Directivity factor, Q	
Options	Impedances, colors, labels

Installation, Operation and Maintenance Procedures

- Install ring into the cutout hole, screw the screws connected to the three hooks clockwise until the ring is fixed to the ceiling.
- Connect to terminal (70V or 100V) and select required tapping in to the transformer.
- Turn the grill gently clockwise within the ring until it stops.
- Hooks can be mounted both ways, see drawing at top of the page.
- For optimum performance, always use the correct voltage / power and operate within the frequency limits as stated.
- Do not open loudspeaker when energized.
- This loudspeaker is supplied with a 2 year warranty against defective workmanship.

DNH reserves the right to alter specifications without notice

