



DNH

HEAD OFFICE, NORWAY
DNH AS

Phone..... + 47 35 98 56 00
Fax..... + 47 35 98 56 10
E-mail..... dnh@dnh.no
Web-site..... www.dnh.no

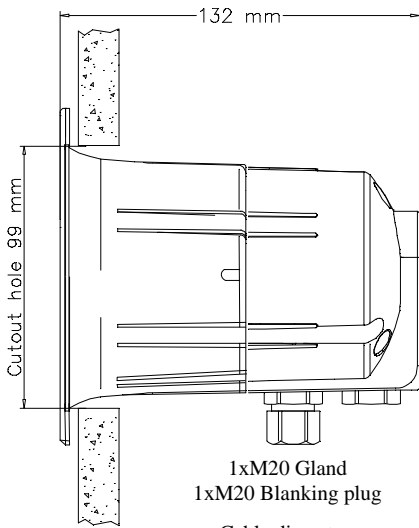
ENGLAND
DNH WW Ltd
Phone..... + 44 1908 275 000
Fax..... + 44 1908 275 100
E-mail..... dnh@dnh.co.uk

GERMANY
DNH GmbH
Phone... + 49 040 6569 30-0
Fax..... + 49 040 6569 30-30
E-mail..... dnh@dnh.de

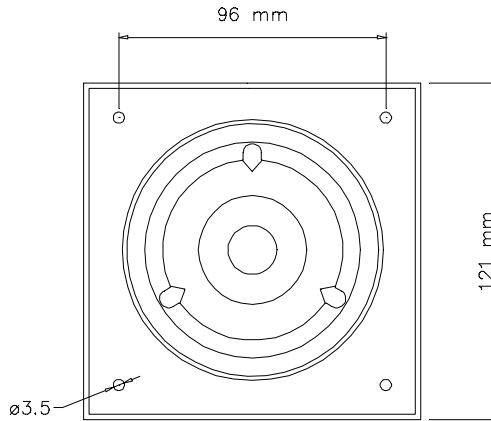
HPS-6C(T)

USA
DNH Speakers Inc
Phone..... + 1 484 494 5790
Fax..... + 1 484 494 5793
E-mail..... dnh@dnhspeakers.com

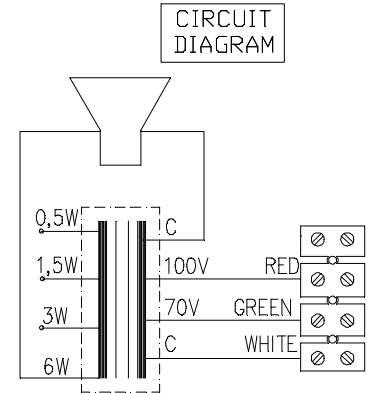
ISO 9001 CERTIFIED



1xM20 Gland
1xM20 Blanking plug
Cable diameter:
6 - 12 mm



All outside nuts and screws in stainless steel.



Secondary nominal tapings	
C : 6W	6,0 W
C : 3W	3,0 W
C : 1,5W	1,5 W
C : 0,5W	0,5 W

Sound pressure levels at 1W/1m MP-6

SPL vs Freq



Specifications

Material / Color	Polyamide V0 halogen free/RAL 7035
Mounting	Insertion
Termination	Inside screw terminal
Weight w/transformer	0,6 kg
IP-rating	67
Max. / min. amb. temp	110°C / -40°C
Rated / max. power	6 W / 10 W
SPL 1W/1m	100 dB
SPL rated power	107 dB
Effective freq. range	300 – 20000 Hz
Dispersion (-6dB) 1kHz / 4kHz	
Directivity factor, Q	
Options	Impedance, colors, labels

Installation, Operation and Maintenance Procedures

- Remove lid, lead cable through cable gland and connect to terminal.
- Tapp transformer by moving black cable to the right. (Standard tapping at 6W.)
- Fasten lid with a torque of 1 – 2 Nm. (When delivered without cable.)
- Install loudspeaker onto wall or ceiling with 4 screws, cut out hole according to drawing.
- This loudspeaker is supplied with a 2 year warranty against defective materials and workmanship.

DNH reserves the right to alter specifications without notice

